

More information:
www.blug.es/eng/productos/



REFERENCE
PEH-102

p. 46

RELATED
 PRODUCTS



PEH-100



PEH-101

MACHINE TYPE

TONG

WORKING SYSTEM

ELECTRO-HYDRAULIC

OTHER POSSIBLE MATERIALS

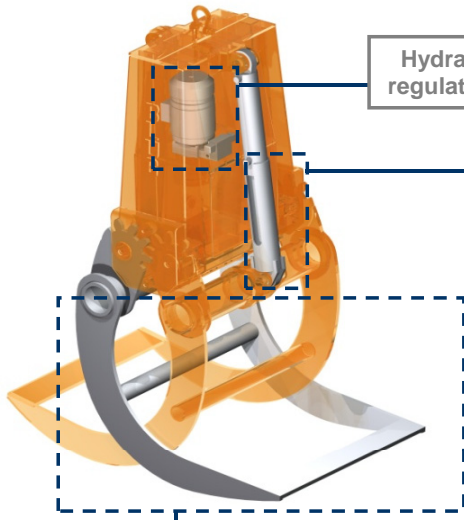
MATERIAL TO BE HANDLED

TRUNKS

CYLINDER QUANTITY

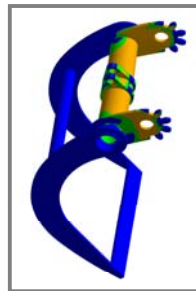
2

UNIVERSAL APPLICATION IN TRANSLOADING LUMBER, TIMBER BUNDLES, FLIMSY PLANKS, BULK WOOD...



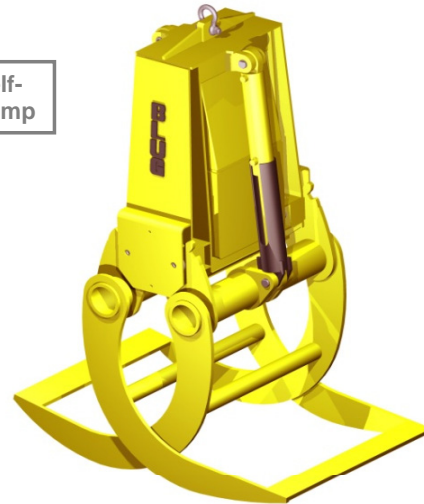
Hydraulic unit equipped with self-regulated piston variable flow pump

Full protected hydraulic cylinders



Structure validated by Finite Elements Analysis

Arm's design with optimal penetration that allows full loading in all the operations thanks to a kinematic design at lifting and penetration mode

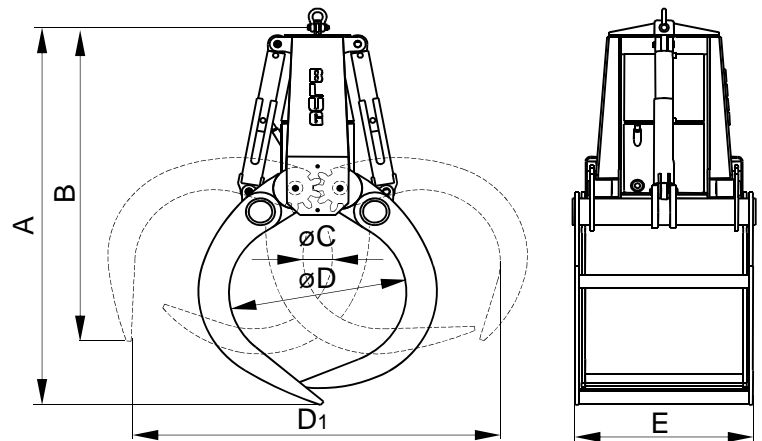


Equipment needed

- Hook(s) or lifting chain(s).
- Electric connection for hydraulic unit.

Technical information

- Robust structure in S355 J2G3 rolled steel.
- Oil tank tightly enclosed and protected from environment impurities.
- Reduced height, multi-stable, can work at any angle ($\pm 60^\circ$).
- Design & fabrication according to standard FEM 1001/98 section I.
- CE conformity.



Reference	Capacity	Engine 40% ED	Intensity 400 V	Working pressure	Closing time	Opening time	Crane SWL	Weight	Dimensions					
									mm					
	m ²	kW	A	bar	s	s	t	kg	A	B	C	D	D1	E
PEH-102-0,4	0,4	3	6,7	160	5	3	1	500	1600	1400	150	700	1000	590
PEH-102-0,5	0,5	5,5	10,5	180	6	3	1,25	700	1800	1600	200	800	1300	750
PEH-102-0,63	0,63	10	20	190	6	3	2,5	1400	2100	1800	150	800	1600	1200
PEH-102-0,8	0,8	10	20	190	7	4	2,5	1500	2300	2000	200	1000	1780	1200
PEH-102-1,25	1,25	14,5	28	200	9	5	4	2200	2800	2500	300	1250	2400	1400
PEH-102-1,6	1,6	14,5	28	200	9	5	4,5	2400	3100	2500	350	1430	2700	1400
PEH-102-2	2	20,5	39	200	10	5	6	3700	3500	2900	500	1600	3100	1600

SUBJECT TO CHANGE WITHOUT NOTICE.

You can request any model's offer visiting our web site www.blug.es or sending an email to comercial@blug.es